



200202150134  
Skagit County Auditor

2/15/2002 Page 1 of 37 3:03PM

Document Title:

February 5, 2002 Special Election

Reference Number :

\_\_\_\_\_

Grantor(s):

1. Skagit County Elections

2.

additional grantor names on page \_\_\_\_.

Grantee(s):

1. Public

2.

additional grantee names on page \_\_\_\_.

Abbreviated legal description:

full legal on page(s) \_\_\_\_.

Assessor Parcel / Tax ID Number:

additional tax parcel number(s) on page \_\_\_\_.


OATH OF COUNTY AUDITOR OR SUPERVISOR OF ELECTIONS

STATE OF WASHINGTON,)


ss.

COUNTY OF SKAGIT )

I do solemnly swear that the returns of the Special Election held on February 5, 2002 in Skagit County, State of Washington, have been in nowise altered by additions or erasures and that they are the same as when they were deposited to my office.

  
County Auditor or Supervisor of Elections

Subscribed and sworn to before me this 15<sup>th</sup> day of February, 2002.

  
Chairman, County Legislative Authority

CERTIFICATION OF THE CANVASSING BOARD


STATE OF WASHINGTON,)


ss

COUNTY OF SKAGIT )

The undersigned officers designated by law as constituting the Canvassing Board for the County of Skagit, State of Washington, hereby certify that this is a full, true, and correct copy of the Abstract of Votes cast at the Special Election held February 5, 2002, in Skagit County, State of Washington, that the total number of registered voters in all voting precincts was 63,481 and that the total number of votes cast in such precincts was 19,760.

Witness our hand and official seal this 15<sup>th</sup> day of February, 2002.

  
County Auditor or Supervisor of Elections

  
Chairman, County Legislative Authority

  
County Prosecuting Attorney



200202150134  
Skagit County Auditor

Total Number Voting	Percent Turnout	Precincts Reporting	Total Precincts	Percent Completed
19,760	31.13%	123	123	100.00%

SPECIAL ELECTION  
 2/15/2002 12:43:03PM Page: 1 of 1  
 Short Format Report - Jurisdiction Wide  
 02/05/2002  
 Official Results  
 All Total Groups  
 Skagit County Elections

Race	Candidate	YES	NO	APPROVED?	REJECTED?	LEVEY...YES	LEVEY...NO	YES	NO	APPROVED?	REJECTED?	LEVEY...YES	LEVEY...NO	YES	NO	APPROVED?	REJECTED?	LEVEY...YES	LEVEY...NO	
ANACORTES SCHOOL DIST 103 PROP. 1		3,180	1,591																	
BURLINGTON-EDISON SCHOOL DIST PROP. 1		2,328	1,011																	
CONCRETE SCHOOL DIST 11 PROP. 1		583	331																	
CONWAY SCHOOL DIST PROP. 1		555	184																	
CONWAY SCHOOL DIST PROP. 2		499	240																	
DARRINGTON SCHOOL DIST 330 PROP. 1		34	33																	
LA CONNER TOWN PROP. 1		205	65																	
LA CONNER SCHOOL DIST 311 PROP. 1		994	279																	
MOUNT VERNON SCHOOL DIST PROP. 1		3,214	1,597																	
SEDRHO-WOOLLEY SCHOOL DIST 101 REPL. LEVEY		2,507	1,303																	















CERTIFICATION OF THE CANVASSING BOARD  
LA CONNER SCHOOL DISTRICT NO. 311  
SKAGIT COUNTY, WASHINGTON  
February 5, 2002 Special Election

STATE OF WASHINGTON )

ss.

COUNTY OF SKAGIT )

We the undersigned being the officers designated by law as constituting the Skagit County Canvassing Board, have completed our canvass of the votes as it pertains to the Special Election held in the La Conner School District No. 311, Skagit County, Washington, within the boundaries of said District. The total number of registered voters in the District was 3,158; the number of ballots cast was 1,273 the results were as follows:

Proposition No. 1  
Educational Operation and Maintenance Levies

Levy, Yes .....	994 (78.08%)
Levy, No .....	279 (21.92%)

The canvass having been completed this 15th day of February, 2002

NOTE THIS LEVY PASSED

SKAGIT COUNTY CANVASSING BOARD


  
County Auditor

  
Chairman of County Commissioners

  
Prosecuting Attorney

AFFIDAVIT

I do solemnly swear that the above are the full, true and correct returns of the LA CONNER School District No. 311 Special Election, involved in the above election and that they have in nowise been altered by additions or erasures and that they are the same as when they were deposited in my office, so help me God.

  
Skagit County Auditor



200202150134  
Skagit County Auditor

2/15/2002 Page 9 of 137

3:03PM

CERTIFICATION OF THE CANVASSING BOARD  
SEDRO-WOOLLEY SCHOOL DISTRICT NO. 101  
SKAGIT COUNTY, WASHINGTON  
February 5, 2002 Special Election

STATE OF WASHINGTON )

ss.

COUNTY OF SKAGIT )

We the undersigned being the officers designated by law as constituting the Skagit County Canvassing Board, have completed our canvass of the votes as it pertains to the Special Election held in the SEDRO-WOOLLEY School District No. 101, Skagit County, Washington, within the boundaries of said District. The total number of registered voters in the District was 13,256 ; the number of ballots cast 3,810 was the results were as follows:

Replacement Maintenance and Operations Levy

Levy, YES .....	2,507	(65.80%)
Levy, NO .....	1,303	(34.20%)

The canvass having been completed this 15th day of February, 2002

NOTE THIS LEVY PASSED

SKAGIT COUNTY CANVASSING BOARD

  
County Auditor

  
Chairman of County Commissioners

  
Prosecuting Attorney


AFFIDAVIT

I do solemnly swear that the above are the full, true and correct returns of the SEDRO-WOOLLEY School District No.101 Special Election, involved in the above election and that they have in nowise been altered by additions or erasures and that they are the same as when they were deposited in my office, so help me God.

  
Skagit County Auditor



200202150134  
Skagit County Auditor  
2/15/2002 Page 10 of 137 3:03PM












Total Number Voting	19,760	Percent Turnout	31.13%	Precincts Reporting	123	Total Precincts	123	Percent Completed	100.00 %
---------------------	--------	-----------------	--------	---------------------	-----	-----------------	-----	-------------------	----------

**Short Format Report - Precinct By Precinct**  
 SPECIAL ELECTION      02/05/2002      All Total Groups  
 2/15/2002 1:21:47PM      Page: 1 of 125      Skagit County Elections  
 Official Results

Precinct	Race	Candidate	Votes	Percent
001101	SEDRO-WOOLLEY SCHOOL DIST 101 REPL.	LEVY....YES	57	45.97 %
		LEVY....NO	67	54.03 %

  
 200202150134  
 Skagit County Auditor  
 2/15/2002 Page 15 of 137 3:03PM

Short Format Report - Precinct By Precinct

All Total Groups  
Skagit County Elections

02/05/2002

Official Results

SPECIAL ELECTION  
2/15/2002 1:21:47PM

Page: 2 of 125

Precinct  
002 103

Race	Candidate	Votes	Percent
BURLINGTON-EDISON SCHOOL DIST PROP. 1	YES	109	70.32 %
	NO	46	29.68 %



200202150134  
Skagit County Auditor



Short Format Report - Precinct By Precinct

SPECIAL ELECTION  
2/15/2002 1:21:47PM

Page: 3 of 125

02/05/2002

All Total Groups  
Skagit County Elections

Official Results

Precinct	Candidate	Votes	Percent
003104			
Race			
MOUNT VERNON SCHOOL DIST PROP. 1	APPROVED?	107	76.43 %
	REJECTED?	33	23.57 %



200202150134  
Skagit County Auditor

Short Format Report - Precinct By Precinct

SPECIAL ELECTION  
2/15/2002 1:21:47PM

Page: 4 of 125

02/05/2002

All Total Groups  
Skagit County Elections

Official Results

Precinct	Race	Candidate	APPROVED?	REJECTED?	Votes	Percent
004 105 SD 100/SD 320	BURLINGTON-EDISON SCHOOL DIST PROP. 1	YES			7	43.75 %
		NO			9	56.25 %
	MOUNT VERNON SCHOOL DIST PROP. 1		APPROVED?		73	64.60 %
			REJECTED?		40	35.40 %



200202150134  
Skagit County Auditor  
2/15/2002 Page 18 of 137 3:03PM

Short Format Report - Precinct By Precinct

02/05/2002  
All Total Groups  
Skagit County Elections

SPECIAL ELECTION  
2/15/2002 1:21:47PM

Page: 5 of 125

Official Results

Precinct  
005 106

Race

CONCRETE SCHOOL DIST 11 PROP. 1

Candidate

YES  
NO

Votes

43 53.09 %  
38 46.91 %

Percent



200202150134  
Skagit County Auditor

Short Format Report - Precinct By Precinct

SPECIAL ELECTION  
2/15/2002 1:21:47PM

Page: 6 of 125

02/05/2002

Official Results

All Total Groups  
Skagit County Elections

Precinct	Race	Candidate	Votes	Percent
006107	CONCRETE SCHOOL DIST 11 PROP. 1	YES	181	66.30 %
		NO	92	33.70 %



200202150134  
Skagit County Auditor

2/15/2002 Page 20 of 137

3:03PM

Short Format Report - Precinct By Precinct

SPECIAL ELECTION  
2/15/2002 1:21:47PM

Page: 7 of 125

02/05/2002

All Total Groups  
Skagit County Elections

Official Results

Precinct	Race	Candidate	Votes	Percent
007 108 SD 100/SD 311	BURLINGTON-EDISON SCHOOL DIST PROP. 1	YES	187	70.83 %
		NO	77	29.17 %
	LA CONNER SCHOOL DIST 311 PROP. 1	YES	1	33.33 %
		NO	2	66.67 %



200202150134  
Skagit County Auditor

Short Format Report - Precinct By Precinct

SPECIAL ELECTION  
2/15/2002 1:21:47PM

Page: 8 of 125

02/05/2002

All Total Groups  
Skagit County Elections

Official Results

Precinct	Race	Candidate	Votes	Percent
008 109 SD 100/SD 101				
		BURLINGTON-EDISON SCHOOL DIST PROP. 1		
		YES	94	56.29 %
		NO	73	43.71 %
		SEDRO-WOOLLEY SCHOOL DIST 101 REPL. LEVY		
		LEVY....YES	58	70.73 %
		LEVY....NO	24	29.27 %



200202150134

Skagit County Auditor

Short Format Report - Precinct By Precinct

SPECIAL ELECTION  
2/15/2002 1:21:47PM

Page: 9 of 125

02/05/2002

All Total Groups  
Skagit County Elections

Official Results

Precinct	Race	Candidate	Votes	Percent
009110	SEDRO-WOOLLEY SCHOOL DIST 101 REPL. LEVY	LEVY .... YES	167	75.57 %
		LEVY .... NO	54	24.43 %



200202150134  
Skagit County Auditor

Short Format Report - Precinct By Precinct

SPECIAL ELECTION  
2/15/2002 1:21:47PM

Page: 10 of 125

02/05/2002

All Total Groups  
Skagit County Elections

Official Results

Precinct	Candidate	Votes	Percent
010 111	YES	98	60.12 %
Race	NO	65	39.88 %
CONCRETE SCHOOL DIST 11 PROP. 1			



200202150134  
Skagit County Auditor



Short Format Report - Precinct By Precinct

SPECIAL ELECTION  
2/15/2002 1:21:47PM

Page: 11 of 125

02/05/2002

All Total Groups  
Skagit County Elections

Official Results

Precinct  
011112

Race

Candidate

SEDRO-WOOLLEY SCHOOL DIST 101 REPL. LEVY

LEVY .... YES

LEVY .... NO

Votes

41

56.16 %

32

43.84 %



200202150134

Skagit County Auditor

Short Format Report - Precinct By Precinct

SPECIAL ELECTION  
2/15/2002 1:21:47PM

Page: 12 of 125

02/05/2002

Official Results

All Total Groups  
Skagit County Elections

Precinct	Race	Candidate	Votes	Percent
012 113	BURLINGTON-EDISON SCHOOL DIST PROP. 1	YES	155	77.11 %
		NO	46	22.89 %



200202150134  
Skagit County Auditor

Short Format Report - Precinct By Precinct

SPECIAL ELECTION  
2/15/2002 1:21:47PM

Page: 13 of 125

02/05/2002

All Total Groups  
Skagit County Elections

Official Results

Precinct	Candidate	Votes	Percent
013114			
Race			
CONCRETE SCHOOL DIST 11 PROP. 1	YES	94	68.61 %
	NO	43	31.39 %



200202150134  
Skagit County Auditor

Short Format Report - Precinct By Precinct

SPECIAL ELECTION  
2/15/2002 1:21:47PM

Page: 14 of 125

02/05/2002

All Total Groups  
Skagit County Elections

Official Results

Precinct	Race	Candidate	APPROVED?	REJECTED?	Votes	Percent
014115		MOUNT VERNON SCHOOL DIST PROP. 1			65	55.08 %
					53	44.92 %



200202150134

Skagit County Auditor

Short Format Report - Precinct By Precinct

SPECIAL ELECTION  
2/15/2002 1:21:47PM

Page: 15 of 125

02/05/2002

All Total Groups  
Skagit County Elections

Official Results

Precinct	Race	Candidate	Votes	Percent
015 116	SEDRO-WOOLLEY SCHOOL DIST 101 REPL. LEVY	LEVY....YES	152	72.38%
		LEVY....NO	58	27.62%



200202150134  
Skagit County Auditor

Short Format Report - Precinct By Precinct

SPECIAL ELECTION  
2/15/2002 1:21:47PM

Page: 16 of 125

02/05/2002

Official Results

All Total Groups  
Skagit County Elections

Precinct	Race	Candidate	Votes	Percent
016 117	BURLINGTON-EDISON SCHOOL DIST PROP. 1	YES	98	70.50 %
		NO	41	29.50 %



200202150134  
Skagit County Auditor

Short Format Report - Precinct By Precinct

SPECIAL ELECTION  
2/15/2002 1:21:47PM

Page: 17 of 125

02/05/2002

All Total Groups  
Skagit County Elections

Official Results

Precinct	Race	Candidate	Votes	Percent
017118 SD 317/SD 320	CONWAY SCHOOL DIST PROP. 1	YES	61	71.76 %
		NO	24	28.24 %
	CONWAY SCHOOL DIST PROP. 2	APPROVED?	53	63.86 %
		REJECTED?	30	36.14 %
	MOUNT VERNON SCHOOL DIST PROP. 1	APPROVED?	1	50.00 %
		REJECTED?	1	50.00 %



200202150134  
Skagit County Auditor  
2/15/2002 Page 31 of 37

3:03PM

Short Format Report - Precinct By Precinct

SPECIAL ELECTION  
2/15/2002 1:21:47PM

Page: 18 of 125

02/05/2002

All Total Groups  
Skagit County Elections

Official Results

Precinct	Candidate	Votes	Percent
018 119			
Race	YES	222	68.52 %
ANACORTES SCHOOL DIST 103 PROP. 1	NO	102	31.48 %



200202150134

Skagit County Auditor



Short Format Report - Precinct By Precinct

SPECIAL ELECTION  
2/15/2002 1:21:47PM

Page: 19 of 125

02/05/2002

All Total Groups  
Skagit County Elections

Official Results

Precinct	Race	Candidate	APPROVED?	REJECTED?	Votes	Percent
019 120		MOUNT VERNON SCHOOL DIST PROP. 1			9	32.14 %
					19	67.86 %



200202150134  
Skagit County Auditor

Short Format Report - Precinct By Precinct

All Total Groups  
Skagit County Elections

02/05/2002

Official Results

SPECIAL ELECTION  
2/15/2002 1:21:47PM

Page: 20 of 125

Precinct  
020121

Race

LA CONNER SCHOOL DIST 311 PROP. 1

Candidate

YES  
NO

Votes	Percent
92	83.64 %
18	16.36 %



200202150134  
Skagit County Auditor

Short Format Report - Precinct By Precinct

SPECIAL ELECTION  
2/15/2002 1:21:47PM

Page: 21 of 125

02/05/2002

Official Results

All Total Groups  
Skagit County Elections

Precinct	Race	Candidate	Votes	Percent
021122	BURLINGTON-EDISON SCHOOL DIST PROP. 1	YES	125	71.84 %
		NO	49	28.16 %



200202150134  
Skagit County Auditor

Short Format Report - Precinct By Precinct

SPECIAL ELECTION  
2/15/2002 1:21:47PM

Page: 22 of 125

02/05/2002

All Total Groups  
Skagit County Elections

Official Results

Precinct  
022123

Race

Candidate

SEDRO-WOOLLEY SCHOOL DIST 101 REPL. LEVY

LEVY....YES

LEVY....NO

Votes

103

71

Percent

59.20 %

40.80 %



200202150134

Skagit County Auditor

Short Format Report - Precinct By Precinct

SPECIAL ELECTION

2/15/2002 1:21:47PM

Page: 23 of 125

02/05/2002

All Total Groups  
Skagit County Elections

Official Results

Precinct	Race	Candidate	YES	NO	APPROVED?	REJECTED?	Votes	Percent
023 124 SD 317/SD 320	CONWAY SCHOOL DIST PROP. 1		81	14			81	85.26 %
	CONWAY SCHOOL DIST PROP. 2						14	14.74 %
	MOUNT VERNON SCHOOL DIST PROP. 1	APPROVED?	76		APPROVED?		76	79.17 %
		REJECTED?	20		REJECTED?		20	20.83 %
		APPROVED?	0		APPROVED?		0	0.00 %
		REJECTED?	0		REJECTED?		0	0.00 %



200202150134  
Skagit County Auditor

Short Format Report - Precinct By Precinct

SPECIAL ELECTION  
2/15/2002 1:21:47PM

Page: 24 of 125

02/05/2002

All Total Groups  
Skagit County Elections

Official Results

Precinct  
024125

Race

Candidate

SEDRO-WOOLLEY SCHOOL DIST 101 REPL. LEVY

LEVY ....YES

LEVY ....NO

Votes

122

81

Percent

60.10 %

39.90 %



200202150134

Skagit County Auditor

Short Format Report - Precinct By Precinct

SPECIAL ELECTION  
2/15/2002 1:21:47PM

Page: 25 of 125

02/05/2002

Official Results

All Total Groups  
Skagit County Elections

Precinct	Race	Candidate	Votes	Percent
025 126	BURLINGTON-EDISON SCHOOL DIST PROP. 1	YES	178	76.39 %
		NO	55	23.61 %



200202150134  
Skagit County Auditor

Short Format Report - Precinct By Precinct

SPECIAL ELECTION  
2/15/2002 1:21:47PM

Page: 26 of 125

02/05/2002

All Total Groups  
Skagit County Elections

Official Results

Precinct	Race	Candidate	Votes	Percent
026127	ANACORTES SCHOOL DIST 103 PROP. 1	YES	138	74.19 %
		NO	48	25.81 %



200202150134  
Skagit County Auditor



Short Format Report - Precinct By Precinct

SPECIAL ELECTION  
2/15/2002 1:21:47PM

Page: 27 of 125

02/05/2002

All Total Groups  
Skagit County Elections

Official Results

Precinct	Race	Candidate	Votes	Percent
027 128 SD 320/SD 101				
		MOUNT VERNON SCHOOL DIST PROP. 1	70	67.96 %
		APPROVED?	33	32.04 %
		REJECTED?		
		SEDRO-WOOLLEY SCHOOL DIST 101 REPL. LEVY	0	0.00 %
		LEVY .... YES	0	0.00 %
		LEVY ....NO		



200202150134

Skagit County Auditor

Short Format Report - Precinct By Precinct

All Total Groups  
Skagit County Elections

02/05/2002

Page: 28 of 125

Official Results

Precinct	Race	Candidate	YES	NO	APPROVED?	REJECTED?	Votes	Percent
028 129 SD 311/SD 320	LA CONNER SCHOOL DIST 311 PROP. 1		23	3			23	88.46 %
	MOUNT VERNON SCHOOL DIST PROP. 1						3	11.54 %
			94				94	73.44 %
							34	26.56 %



200202150134

Skagit County Auditor

Short Format Report - Precinct By Precinct

SPECIAL ELECTION  
2/15/2002 1:21:47PM

Page: 29 of 125

02/05/2002

All Total Groups  
Skagit County Elections

Official Results

Precinct	Race	Candidate	Votes	Percent
029 130 SD 317/SD 320	CONWAY SCHOOL DIST PROP. 1	YES	156	76.47 %
		NO	48	23.53 %
	CONWAY SCHOOL DIST PROP. 2	APPROVED?	145	71.08 %
		REJECTED?	59	28.92 %
	MOUNT VERNON SCHOOL DIST PROP. 1	APPROVED?	26	61.90 %
		REJECTED?	16	38.10 %



200202150134  
Skagit County Auditor

Short Format Report - Precinct By Precinct

SPECIAL ELECTION  
2/15/2002 1:21:47PM

02/05/2002

Page: 30 of 125

All Total Groups  
Skagit County Elections

Official Results

Precinct	Race	Candidate	Votes	Percent
030131	ANACORTES SCHOOL DIST 103 PROP. 1	YES	94	63.95 %
		NO	53	36.05 %



200202150134  
Skagit County Auditor

Short Format Report - Precinct By Precinct

SPECIAL ELECTION  
2/15/2002 1:21:47PM

Page: 31 of 125

02/05/2002

All Total Groups  
Skagit County Elections

Official Results

Precinct	Race	Candidate	Votes	Percent
031132 SD 100/SD 101				
		BURLINGTON-EDISON SCHOOL DIST PROP. 1	111	50.00 %
		YES	111	50.00 %
		NO		
		SEDRO-WOOLLEY SCHOOL DIST 101 REPL. LEVY	11	61.11 %
		LEVY...YES	7	38.89 %
		LEVY...NO		

  
 200202150134  
 Skagit County Auditor  
 2/15/2002 Page 45 of 37  
 3:03PM

Short Format Report - Precinct By Precinct

SPECIAL ELECTION  
2/15/2002 1:21:47PM

Page: 32 of 125

02/05/2002

All Total Groups  
Skagit County Elections

Official Results

Precinct  
032133

Race

DARRINGTON SCHOOL DIST 330 PROP. 1

Candidate

LEVY...YES

LEVY...NO

Votes

34

33

Percent

50.75 %

49.25 %



200202150134

Skagit County Auditor

Short Format Report - Precinct By Precinct

SPECIAL ELECTION  
2/15/2002 1:21:47PM

Page: 33 of 125

02/05/2002

All Total Groups  
Skagit County Elections

Official Results

Precinct	Race	Candidate	Votes	Percent
033134		BURLINGTON-EDISON SCHOOL DIST PROP. 1	63	66.32 %
		YES	32	33.68 %
		NO		



200202150134  
Skagit County Auditor

Short Format Report - Precinct By Precinct

SPECIAL ELECTION  
2/15/2002 1:21:47PM

Page: 34 of 125

02/05/2002

Official Results

All Total Groups  
Skagit County Elections

Precinct	Candidate	Votes	Percent
034135			
Race			
ANACORTES SCHOOL DIST 103 PROP. 1	YES	9	45.00 %
	NO	11	55.00 %



200202150134  
Skagit County Auditor



Short Format Report - Precinct By Precinct

SPECIAL ELECTION  
2/15/2002 1:21:47PM

Page: 35 of 125

02/05/2002

All Total Groups  
Skagit County Elections

Official Results

Precinct	Candidate	Votes	Percent
035 136			
Race			
CONWAY SCHOOL DIST PROP. 1	YES	72	75.79 %
	NO	23	24.21 %
CONWAY SCHOOL DIST PROP. 2	APPROVED?	60	63.16 %
	REJECTED?	35	36.84 %



200202150134  
Skagit County Auditor

Short Format Report - Precinct By Precinct

SPECIAL ELECTION  
2/15/2002 1:21:47PM

Page: 36 of 125

02/05/2002

All Total Groups  
Skagit County Elections

Official Results

Precinct	Race	Candidate	Votes	Percent
036 137 SD 100/SD 101	BURLINGTON-EDISON SCHOOL DIST PROP. 1	YES	4	40.00 %
		NO	6	60.00 %
	SEDRO-WOLLEY SCHOOL DIST 101 REPL. LEVY	LEVY .... YES	82	62.60 %
		LEVY .... NO	49	37.40 %



200202150134  
Skagit County Auditor

Short Format Report - Precinct By Precinct

SPECIAL ELECTION  
2/15/2002 1:21:47PM

Page: 37 of 125

02/05/2002

All Total Groups  
Skagit County Elections

Official Results

Precinct	Race	Candidate	Votes	Percent
037138 SD 317/SD 101				
	CONWAY SCHOOL DIST PROP. 1	YES	36	72.00 %
		NO	14	28.00 %
	CONWAY SCHOOL DIST PROP. 2	APPROVED?	28	54.90 %
		REJECTED?	23	45.10 %
	SEDRO-WOLLEY SCHOOL DIST 101 REPL. LEVY	LEVY....YES	0	0.00 %
		LEVY....NO	0	0.00 %



200202150134  
Skagit County Auditor

Short Format Report - Precinct By Precinct

All Total Groups  
Skagit County Elections

02/05/2002

Official Results

SPECIAL ELECTION  
2/15/2002 1:21:47PM

Page: 38 of 125

Precinct  
038139

Race

Candidate

SEDRO-WOOLLEY SCHOOL DIST 101 REPL. LEVY

LEVY....YES

LEVY....NO

Votes

76

60.80 %

49

39.20 %



200202150134  
Skagit County Auditor

Short Format Report - Precinct By Precinct

All Total Groups  
Skagit County Elections

02/05/2002

SPECIAL ELECTION  
2/15/2002 1:21:47PM

Page: 39 of 125

Official Results

Precinct	Race	Candidate	APPROVED?	REJECTED?	LEVI....YES	LEVI....NO	Votes	Percent
039 140 SD 101/SD 320	MOUNT VERNON SCHOOL DIST PROP. 1		APPROVED?	REJECTED?			13	86.67 %
							2	13.33 %
	SEDRO-WOOLLEY SCHOOL DIST 101 REPL, LEVY						192	67.37 %
							93	32.63 %



200202150134  
Skagit County Auditor

Short Format Report - Precinct By Precinct

SPECIAL ELECTION  
2/15/2002 1:21:47PM

Page: 40 of 125

02/05/2002

All Total Groups  
Skagit County Elections

Official Results

Precinct  
040141

Race

Candidate

SEDRO-WOOLLEY SCHOOL DIST 101 REPL. LEVY

LEVY....YES

LEVY....NO

Votes

84

37

Percent

69.42 %

30.58 %



200202150134

Skagit County Auditor

Short Format Report - Precinct By Precinct

SPECIAL ELECTION  
2/15/2002 1:21:47PM

Page: 41 of 125

02/05/2002

All Total Groups  
Skagit County Elections

Official Results

Precinct  
041142

Race

Candidate

SEDRO-WOOLLEY SCHOOL DIST 101 REPL. LEVY

LEVY....YES

LEVY....NO

Votes

32

78.05 %

9

21.95 %



200202150134  
Skagit County Auditor

2/15/2002 Page 55 of 37

3:03PM

Short Format Report - Precinct By Precinct

SPECIAL ELECTION  
2/15/2002 1:21:47PM

02/05/2002

Page: 42 of 125

All Total Groups  
Skagit County Elections

Official Results

Precinct  
042143

Race	Candidate	Votes	Percent
BURLINGTON-EDISON SCHOOL DIST PROP. 1	YES	4	100.00 %
	NO	0	0.00 %



200202150134  
Skagit County Auditor



Short Format Report - Precinct By Precinct

All Total Groups  
Skagit County Elections

02/05/2002

Official Results

SPECIAL ELECTION  
2/15/2002 1:21:47PM

Page: 43 of 125

Precinct  
043 144

Race

MOUNT VERNON SCHOOL DIST PROP. 1

Candidate

APPROVED?  
REJECTED?

Votes

154

64.17 %

86

35.83 %



200202150134

Skagit County Auditor

Short Format Report - Precinct By Precinct

SPECIAL ELECTION  
2/15/2002 1:21:47PM

Page: 44 of 125

02/05/2002

All Total Groups  
Skagit County Elections

Official Results

Precinct  
044145

Race

Candidate

SEDRO-WOOLLEY SCHOOL DIST 101 REPL. LEVY

LEVY ....YES

LEVY ....NO

Votes

182

67.91 %

86

32.09 %



200202150134

Skagit County Auditor

Short Format Report - Precinct By Precinct

All Total Groups  
Skagit County Elections

02/05/2002

Official Results

SPECIAL ELECTION  
2/15/2002 1:21:47PM

Page: 45 of 125

Precinct  
045146

Race	Candidate	Votes	Percent
BURLINGTON-EDISON SCHOOL DIST PROP. 1	YES	133	74.72 %
	NO	45	25.28 %



200202150134  
Skagit County Auditor

Short Format Report - Precinct By Precinct

All Total Groups  
Skagit County Elections

02/05/2002

Official Results

SPECIAL ELECTION  
2/15/2002 1:21:47PM

Page: 46 of 125

Precinct  
046147

Race

MOUNT VERNON SCHOOL DIST PROP. 1

Candidate

APPROVED?  
REJECTED?

Votes

123 63.40 %  
71 36.60 %

Percent



200202150134  
Skagit County Auditor

2/15/2002 Page 60 of 37 3:03PM

Short Format Report - Precinct By Precinct

SPECIAL ELECTION  
2/15/2002 1:21:47PM

Page: 47 of 125

02/05/2002

All Total Groups  
Skagit County Elections

Official Results

Precinct  
047.148

Race

CONCRETE SCHOOL DIST 11 PROP. 1

Candidate

YES

NO

83 63.85 %

47 36.15 %

Votes Percent



200202150134  
Skagit County Auditor

2/15/2002 Page 61 of 137

3:03PM

Short Format Report - Precinct By Precinct

All Total Groups  
Skagit County Elections

02/05/2002

Official Results

SPECIAL ELECTION  
2/15/2002 1:21:47PM Page: 48 of 125

Precinct	Candidate	Votes	Percent
048 149			
Race			
LA CONNER SCHOOL DIST 311 PROP. 1	YES	252	81.29 %
	NO	58	18.71 %



200202150134  
Skagit County Auditor

Short Format Report - Precinct By Precinct

All Total Groups  
Skagit County Elections

02/05/2002

Page: 49 of 125

Official Results

SPECIAL ELECTION  
2/15/2002 1:21:47PM

Precinct  
049 150

Race	Candidate	Votes	Percent
LA CONNER SCHOOL DIST 311 PROP. 1	YES	130	69.89 %
	NO	56	30.11 %



200202150134  
Skagit County Auditor

Short Format Report - Precinct By Precinct

All Total Groups  
Skagit County Elections

02/05/2002

Official Results

SPECIAL ELECTION

2/15/2002 1:21:47PM Page: 50 of 125

Precinct	Race	Candidate	Votes	Percent
050 151 SD 100/SD 101				
		BURLINGTON-EDISON SCHOOL DIST PROP. 1	30	78.95 %
		YES	8	21.05 %
		NO		
		SEDRO-WOOLLEY SCHOOL DIST 101 REPL. LEVY	89	58.55 %
		LEVY .... YES	63	41.45 %
		LEVY .... NO		



200202150134  
Skagit County Auditor



Short Format Report - Precinct By Precinct

All Total Groups  
Skagit County Elections

02/05/2002

Official Results

SPECIAL ELECTION  
2/15/2002 1:21:47PM Page: 51 of 125

Precinct  
051152

Race	Candidate	Votes	Percent
ANACORTES SCHOOL DIST 103 PROP. 1	YES	69	66.99 %
	NO	34	33.01 %



200202150134  
Skagit County Auditor

Short Format Report - Precinct By Precinct

All Total Groups  
Skagit County Elections

02/05/2002

Official Results

SPECIAL ELECTION  
2/15/2002 1:21:47PM

Page: 52 of 125

Precinct  
052153

Race  
LA CONNER SCHOOL DIST 311 PROP. 1

Candidate

YES  
NO

Votes

201 76.72 %  
61 23.28 %

Percent



200202150134  
Skagit County Auditor

Short Format Report - Precinct By Precinct

All Total Groups  
Skagit County Elections

02/05/2002

Page: 53 of 125

Official Results

SPECIAL ELECTION  
2/15/2002 1:21:47PM

Precinct	Race	Candidate	Votes	Percent
053 154	SEDRO-WOOLLEY SCHOOL DIST 101	REPL. LEVY	78	66.67 %
		LEVY....YES	39	33.33 %
		LEVY....NO		



200202150134  
Skagit County Auditor

Short Format Report - Precinct By Precinct

All Total Groups  
Skagit County Elections

02/05/2002

Official Results

SPECIAL ELECTION  
2/15/2002 1:21:47PM

Page: 54 of 125

Precinct  
054.155

Race	Candidate	Votes	Percent
SEDRO-WOLLEY SCHOOL DIST 101 REPL.	LEVY....YES	107	62.21 %
	LEVY....NO	65	37.79 %



200202150134

Skagit County Auditor

Short Format Report - Precinct By Precinct

All Total Groups  
Skagit County Elections

02/05/2002

Official Results

SPECIAL ELECTION  
2/15/2002 1:21:47PM

Page: 55 of 125

Precinct	Candidate	Votes	Percent
055156 SD 100/SD 320			
BURLINGTON-EDISON SCHOOL DIST PROP. 1	YES	84	83.17 %
	NO	17	16.83 %
MOUNT VERNON SCHOOL DIST PROP. 1	APPROVED?	0	0.00 %
	REJECTED?	0	0.00 %



200202150134  
Skagit County Auditor  
2/15/2002 Page 69 of 137 3:03PM

Short Format Report - Precinct By Precinct

All Total Groups  
Skagit County Elections

02/05/2002

Official Results

SPECIAL ELECTION  
2/15/2002 1:21:47PM

Page: 56 of 125

Precinct

056 157 SD 311/SD 320

Race

LA CONNER SCHOOL DIST 311 PROP. 1

Candidate

YES

NO

MOUNT VERNON SCHOOL DIST PROP. 1

APPROVED?

REJECTED?

Votes

Percent

85 78.70 %

23 21.30 %

16 66.67 %

8 33.33 %



200202150134

Skagit County Auditor

2/15/2002 Page 70 of 137

3:03PM

Short Format Report - Precinct By Precinct

SPECIAL ELECTION  
2/15/2002 1:21:47PM

Page: 57 of 125

02/05/2002

All Total Groups  
Skagit County Elections

Official Results

Precinct	Candidate	Votes	Percent
057158			
Race			
ANACORTES SCHOOL DIST 103 PROP. 1	YES	182	62.98 %
	NO	107	37.02 %



200202150134  
Skagit County Auditor  
2/15/2002 Page 71 of 137 3:03PM

Short Format Report - Precinct By Precinct

SPECIAL ELECTION  
2/15/2002 1:21:47PM

Page: 58 of 125

02/05/2002

All Total Groups  
Skagit County Elections

Official Results

Precinct	Race	Candidate	Votes	Percent
058 159 SD 100/SD 320				
		BURLINGTON-EDISON SCHOOL DIST PROP. 1	336	76.54 %
		YES		
		NO	103	23.46 %
		MOUNT VERNON SCHOOL DIST PROP. 1	0	0.00 %
		APPROVED?	0	0.00 %
		REJECTED?	0	0.00 %



200202150134  
Skagit County Auditor  
2/15/2002 Page 72 of 137 3:03PM



Short Format Report - Precinct By Precinct

SPECIAL ELECTION  
2/15/2002 1:21:47PM

Page: 59 of 125

02/05/2002

All Total Groups  
Skagit County Elections

Official Results

Precinct	Race	Candidate	Votes	Percent
059160				
CONWAY SCHOOL DIST PROP. 1				
		YES	149	70.95 %
		NO	61	29.05 %
CONWAY SCHOOL DIST PROP. 2				
		APPROVED?	137	65.24 %
		REJECTED?	73	34.76 %



200202150134  
Skagit County Auditor  
2/15/2002 Page 73 of 137 3:03PM

Short Format Report - Precinct By Precinct

All Total Groups  
Skagit County Elections

02/05/2002

Official Results

SPECIAL ELECTION  
2/15/2002 1:21:47PM

Page: 60 of 125

Precinct  
060162

Race

MOUNT VERNON SCHOOL DIST PROP. 1

Candidate

APPROVED?

REJECTED?

Votes

Percent

2 100.00 %

0 0.00 %



200202150134  
Skagit County Auditor

Short Format Report - Precinct By Precinct

All Total Groups  
Skagit County Elections

02/05/2002

Official Results

SPECIAL ELECTION  
2/15/2002 1:21:47PM

Page: 61 of 125

Precinct  
061164

Race  
ANACORTES SCHOOL DIST 103 PROP. 1

Candidate	Votes	Percent
YES	108	68.35 %
NO	50	31.65 %



200202150134

Skagit County Auditor

Short Format Report - Precinct By Precinct

SPECIAL ELECTION  
2/15/2002 1:21:47PM

Page: 62 of 125

02/05/2002

All Total Groups  
Skagit County Elections

Official Results

Precinct  
062165

Race	Candidate	Votes	Percent
BURLINGTON-EDISON SCHOOL DIST PROP. 1	YES	97	66.44 %
	NO	49	33.56 %



200202150134  
Skagit County Auditor

Short Format Report - Precinct By Precinct

SPECIAL ELECTION  
2/15/2002 1:21:47PM

Page: 63 of 125

02/05/2002

All Total Groups  
Skagit County Elections

Official Results

Precinct	Race	Candidate	Votes	Percent
963 201	ANACORTES SCHOOL DIST 103 PROP. 1	YES	101	67.79 %
		NO	48	32.21 %



200202150134  
Skagit County Auditor  
2/15/2002 Page 77 of 137 3:03PM

Short Format Report - Precinct By Precinct

SPECIAL ELECTION  
2/15/2002 1:21:47PM

Page: 64 of 125

02/05/2002

All Total Groups  
Skagit County Elections

Official Results

Precinct	Race	Candidate	Votes	Percent
064 204	ANACORTES SCHOOL DIST 103 PROP. 1	YES	113	69.33 %
		NO	50	30.67 %



200202150134  
Skagit County Auditor

2/15/2002 Page 78 of 137

3:03PM

Short Format Report - Precinct By Precinct

SPECIAL ELECTION  
2/15/2002 1:21:47PM

Page: 65 of 125

02/05/2002

All Total Groups  
Skagit County Elections

Official Results

Precinct	Race	Candidate	Votes	Percent
065 206	ANACORTES SCHOOL DIST 103 PROP. 1	YES	174	59.79 %
		NO	117	40.21 %



200202150134

Skagit County Auditor

Short Format Report - Precinct By Precinct

All Total Groups  
Skagit County Elections

02/05/2002

Official Results

SPECIAL ELECTION  
2/15/2002 1:21:47PM

Page: 66 of 125

Precinct  
066.207

Race	Candidate	Votes	Percent
ANACORTES SCHOOL DIST 103 PROP. 1	YES	181	72.98 %
	NO	67	27.02 %



200202150134  
Skagit County Auditor

2/15/2002 Page 80 of 137

3:03PM



Short Format Report - Precinct By Precinct

All Total Groups  
Skagit County Elections

02/05/2002

Official Results

SPECIAL ELECTION  
2/15/2002 1:21:47PM

Page: 67 of 125

Precinct  
067209

Race  
ANACORTES SCHOOL DIST 103 PROP. 1

Candidate	Votes	Percent
YES	297	70.21 %
NO	126	29.79 %



200202150134  
Skagit County Auditor

Short Format Report - Precinct By Precinct

All Total Groups  
Skagit County Elections

02/05/2002

Official Results

SPECIAL ELECTION  
2/15/2002 1:21:47PM

Page: 68 of 125

Precinct  
068 211

Race  
ANACORTES SCHOOL DIST 103 PROP. 1

Candidate

YES  
NO

Votes Percent  
241 67.32 %  
117 32.68 %



200202150134  
Skagit County Auditor

2/15/2002 Page 82 of 137 3:03PM

Short Format Report - Precinct By Precinct

All Total Groups  
Skagit County Elections

02/05/2002

Official Results

SPECIAL ELECTION  
2/15/2002 1:21:47PM

Page: 69 of 125

Precinct	Candidate	Votes	Percent
069 217			
Race			
ANACORTES SCHOOL DIST 103 PROP. 1	YES	98	61.64 %
	NO	61	38.36 %



200202150134  
Skagit County Auditor

Short Format Report - Precinct By Precinct

SPECIAL ELECTION  
2/15/2002 1:21:47PM

02/05/2002

Page: 70 of 125

All Total Groups  
Skagit County Elections

Official Results

Precinct  
070\_219

Race	Candidate	Votes	Percent
ANACORTES SCHOOL DIST 103 PROP. 1	YES	167	74.55 %
	NO	57	25.45 %



200202150134  
Skagit County Auditor

Short Format Report - Precinct By Precinct

All Total Groups  
Skagit County Elections

02/05/2002

Official Results

SPECIAL ELECTION  
2/15/2002 1:21:47PM

Page: 71 of 125

Precinct  
071.220

Race	Candidate	Votes	Percent
ANACORTES SCHOOL DIST 103 PROP. 1	YES	233	64.19 %
	NO	130	35.81 %



200202150134  
Skagit County Auditor  
2/15/2002 Page 85 of 137 3:03PM

Short Format Report - Precinct By Precinct

All Total Groups  
Skagit County Elections

02/05/2002

Official Results

SPECIAL ELECTION  
2/15/2002 1:21:47PM

Page: 72 of 125

Precinct  
072 221

Race	Candidate	Votes	Percent
ANACORTES SCHOOL DIST 103 PROP. 1	YES	121	63.35 %
	NO	70	36.65 %



200202150134

Skagit County Auditor

Short Format Report - Precinct By Precinct

All Total Groups  
Skagit County Elections

02/05/2002

Official Results

SPECIAL ELECTION  
2/15/2002 1:21:47PM

Page: 73 of 125

Precinct  
073 222

Race

ANACORTES SCHOOL DIST 103 PROP. 1

Candidate

YES  
NO

Votes

158  
82

Percent

65.83 %  
34.17 %



200202150134  
Skagit County Auditor  
2/15/2002 Page 87 of 137 3:03PM

Short Format Report - Precinct By Precinct

02/05/2002  
All Total Groups  
Skagit County Elections

Official Results

SPECIAL ELECTION  
2/15/2002 1:21:47PM Page: 74 of 125

Precinct  
074 223

Race  
ANACORTES SCHOOL DIST 103 PROP. 1

Candidate	Votes	Percent
YES	175	64.34 %
NO	97	35.66 %



200202150134  
Skagit County Auditor



Short Format Report - Precinct By Precinct

SPECIAL ELECTION  
2/15/2002 1:21:47PM

Page: 75 of 125

02/05/2002

All Total Groups  
Skagit County Elections

Official Results

Precinct	Race	Candidate	Votes	Percent
075 224	ANACORTES SCHOOL DIST 103 PROP. 1	YES	221	61.56 %
		NO	138	38.44 %



200202150134  
Skagit County Auditor  
2/15/2002 Page 89 of 137 3:03PM

Short Format Report - Precinct By Precinct

All Total Groups  
Skagit County Elections

02/05/2002

Official Results

SPECIAL ELECTION  
2/15/2002 1:21:47PM

Page: 76 of 125

Precinct  
076 225

Race	Candidate	Votes	Percent
ANACORTES SCHOOL DIST 103 PROP. 1	YES	70	76.92 %
	NO	21	23.08 %



200202150134

Skagit County Auditor

Short Format Report - Precinct By Precinct

All Total Groups  
Skagit County Elections

02/05/2002

Official Results

SPECIAL ELECTION  
2/15/2002 1:21:47PM

Page: 77 of 125

Precinct  
077301

Race

MOUNT VERNON SCHOOL DIST PROP. 1

Candidate

APPROVED?

REJECTED?

Votes

53

69.74 %

23

30.26 %



200202150134  
Skagit County Auditor

2/15/2002 Page 91 of 137

3:03PM

Short Format Report - Precinct By Precinct

All Total Groups  
Skagit County Elections

02/05/2002

Page: 78 of 125

Official Results

SPECIAL ELECTION  
2/15/2002 1:21:47PM

Precinct  
078 302

Race

MOUNT VERNON SCHOOL DIST PROP. 1

Candidate

APPROVED?

REJECTED?

Votes

79

60.31 %

Percent

52

39.69 %



200202150134  
Skagit County Auditor

2/15/2002 Page 92 of 137 3:03PM

Short Format Report - Precinct By Precinct

SPECIAL ELECTION  
2/15/2002 1:21:47PM

Page: 79 of 125

02/05/2002

Official Results

All Total Groups  
Skagit County Elections

Precinct	Race	Candidate	APPROVED?	REJECTED?	Votes	Percent
079 303						
		MOUNT VERNON SCHOOL DIST PROP. 1				
			APPROVED?		82	77.36 %
			REJECTED?		24	22.64 %



200202150134

Skagit County Auditor

Short Format Report - Precinct By Precinct

SPECIAL ELECTION  
2/15/2002 1:21:47PM

Page: 80 of 125

02/05/2002

All Total Groups  
Skagit County Elections

Official Results

Precinct  
080 304

Race

MOUNT VERNON SCHOOL DIST PROP. 1

Candidate

APPROVED?  
REJECTED?

Votes

Percent

47 63.51 %

27 36.49 %



200202150134  
Skagit County Auditor

2/15/2002 Page 94 of 137

3:03PM

Short Format Report - Precinct By Precinct

All Total Groups  
Skagit County Elections

02/05/2002

Official Results

SPECIAL ELECTION  
2/15/2002 1:21:47PM

Page: 81 of 125

Precinct  
081 305

Race

MOUNT VERNON SCHOOL DIST PROP. 1

Candidate

APPROVED?

REJECTED?

Votes

33

70.21 %

14

29.79 %



200202150134  
Skagit County Auditor

2/15/2002 Page 95 of 37

3:03PM

Short Format Report - Precinct By Precinct

SPECIAL ELECTION  
2/15/2002 1:21:47PM

02/05/2002

Page: 82 of 125

All Total Groups  
Skagit County Elections

Official Results

Precinct  
082.306

Race

MOUNT VERNON SCHOOL DIST PROP. 1

Candidate

APPROVED?

REJECTED?

Votes

Percent

83

79.81 %

21

20.19 %



200202150134

Skagit County Auditor



Short Format Report - Precinct By Precinct

All Total Groups  
Skagit County Elections

02/05/2002

Official Results

SPECIAL ELECTION  
2/15/2002 1:21:47PM

Page: 83 of 125

Precinct  
083 307

Race

MOUNT VERNON SCHOOL DIST PROP. 1

Candidate

APPROVED?

REJECTED?

Votes

132

32

Percent

80.49 %

19.51 %



200202150134

Skagit County Auditor

Short Format Report - Precinct By Precinct

All Total Groups  
Skagit County Elections

02/05/2002

Page: 84 of 125

SPECIAL ELECTION  
2/15/2002 1:21:47PM

Official Results

Precinct  
084308

Race

MOUNT VERNON SCHOOL DIST PROP. 1

Candidate

APPROVED?

REJECTED?

Votes

199

64.61 %

109

35.39 %



200202150134

Skagit County Auditor

Short Format Report - Precinct By Precinct

All Total Groups  
Skagit County Elections

02/05/2002

Official Results

SPECIAL ELECTION  
2/15/2002 1:21:47PM

Page: 85 of 125

Precinct  
085 309

Race

MOUNT VERNON SCHOOL DIST PROP. 1

Candidate

APPROVED?  
REJECTED?

Votes

Percent

83 72.81 %

31 27.19 %



200202150134

Skagit County Auditor

Short Format Report - Precinct By Precinct

SPECIAL ELECTION  
2/15/2002 1:21:47PM

02/05/2002

Page: 86 of 125

All Total Groups  
Skagit County Elections

Official Results

Precinct  
086310

Race

MOUNT VERNON SCHOOL DIST PROP. 1

Candidate

APPROVED?

REJECTED?

Votes

70

71.43 %

28

28.57 %



200202150134  
Skagit County Auditor

2/15/2002 Page 100 of 137

3:03PM

Short Format Report - Precinct By Precinct

SPECIAL ELECTION  
2/15/2002 1:21:47PM

Page: 87 of 125

02/05/2002

All Total Groups  
Skagit County Elections

Official Results

Precinct  
087 311

Race

MOUNT VERNON SCHOOL DIST PROP. 1

Candidate

APPROVED?

REJECTED?

Votes

93

65.96 %

48

34.04 %



200202150134

Skagit County Auditor

Short Format Report - Precinct By Precinct

All Total Groups  
Skagit County Elections

02/05/2002

Official Results

SPECIAL ELECTION  
2/15/2002 1:21:47PM

Page: 88 of 125

Precinct  
088 312

Race

MOUNT VERNON SCHOOL DIST PROP. 1

Candidate

APPROVED?

REJECTED?

Votes

125

69.44 %

55

30.56 %



200202150134

Skagit County Auditor

Short Format Report - Precinct By Precinct

All Total Groups  
Skagit County Elections

02/05/2002

Official Results

SPECIAL ELECTION  
2/15/2002 1:21:47PM

Page: 89 of 125

Precinct  
089 313

Race

MOUNT VERNON SCHOOL DIST PROP. 1

Candidate

APPROVED?  
REJECTED?

Votes

109 75.17 %  
36 24.83 %

Percent



200202150134  
Skagit County Auditor

Short Format Report - Precinct By Precinct

All Total Groups  
Skagit County Elections

02/05/2002

Page: 90 of 125

Official Results

SPECIAL ELECTION  
2/15/2002 1:21:47PM

Precinct  
090 314

Race	Candidate	Votes	Percent
	MOUNT VERNON SCHOOL DIST PROP. 1	87	68.50 %
	APPROVED?	40	31.50 %
	REJECTED?		



200202150134

Skagit County Auditor



**Short Format Report - Precinct By Precinct**  
**All Total Groups**  
**Skagit County Elections**

02/05/2002

Official Results

SPECIAL ELECTION  
 2/15/2002 1:21:47PM Page: 91 of 125

Precinct	Candidate	Votes	Percent
091 315			
Race			
MOUNT VERNON SCHOOL DIST PROP. 1	APPROVED?	56	65.12 %
	REJECTED?	30	34.88 %



200202150134  
 Skagit County Auditor

Short Format Report - Precinct By Precinct

SPECIAL ELECTION  
2/15/2002 1:21:47PM

Page: 92 of 125

02/05/2002

Official Results

All Total Groups  
Skagit County Elections

Precinct  
092.316

Race

MOUNT VERNON SCHOOL DIST PROP. 1

Candidate

APPROVED?

REJECTED?

Votes

186

63.92 %

105

36.08 %



200202150134

Skagit County Auditor

Short Format Report - Precinct By Precinct

All Total Groups  
Skagit County Elections

02/05/2002

Page: 93 of 125

Official Results

SPECIAL ELECTION  
2/15/2002 1:21:47PM

Precinct  
093 317

Race

MOUNT VERNON SCHOOL DIST PROP. 1

Candidate

APPROVED?  
REJECTED?

Votes

93 63.70 %  
53 36.30 %

Percent



200202150134  
Skagit County Auditor

2/15/2002 Page 107 of 137

3:03PM

Short Format Report - Precinct By Precinct

All Total Groups  
Skagit County Elections

02/05/2002

Official Results

SPECIAL ELECTION  
2/15/2002 1:21:47PM

Page: 94 of 125

Precinct  
094 318

Race

MOUNT VERNON SCHOOL DIST PROP. 1

Candidate

APPROVED?

REJECTED?

Votes

56

60.87 %

36

39.13 %



200202150134

Skagit County Auditor

Short Format Report - Precinct By Precinct

SPECIAL ELECTION  
2/15/2002 1:21:47PM

Page: 95 of 125

02/05/2002

All Total Groups  
Skagit County Elections

Official Results

Precinct  
095319

Race

MOUNT VERNON SCHOOL DIST PROP. 1

Candidate

APPROVED?

REJECTED?

Votes

104

56

Percent

65.00 %

35.00 %



200202150134  
Skagit County Auditor

Short Format Report - Precinct By Precinct

SPECIAL ELECTION  
2/15/2002 1:21:47PM

02/05/2002

Page: 96 of 125

All Total Groups  
Skagit County Elections

Official Results

Precinct  
096 320

Race

MOUNT VERNON SCHOOL DIST PROP. 1

Candidate

APPROVED?

REJECTED?

Votes

142

66

Percent

68.27 %

31.73 %



200202150134

Skagit County Auditor

Short Format Report - Precinct By Precinct

All Total Groups  
Skagit County Elections

02/05/2002

Official Results

SPECIAL ELECTION  
2/15/2002 1:21:47PM

Page: 97 of 125

Precinct  
097.321

Race

MOUNT VERNON SCHOOL DIST PROP. 1

Candidate

APPROVED?

REJECTED?

Votes

121

58.17 %

87

41.83 %



200202150134

Skagit County Auditor

Short Format Report - Precinct By Precinct

SPECIAL ELECTION  
2/15/2002 1:21:47PM

Page: 98 of 125

02/05/2002

All Total Groups  
Skagit County Elections

Official Results

Precinct	Race	Candidate	Votes	Percent
098 322				
		MOUNT VERNON SCHOOL DIST PROP. 1		
		APPROVED?	104	61.90 %
		REJECTED?	64	38.10 %



200202150134  
Skagit County Auditor  
2/15/2002 Page 12 of 137 3:03PM



Short Format Report - Precinct By Precinct

All Total Groups  
Skagit County Elections

02/05/2002

Official Results

SPECIAL ELECTION  
2/15/2002 1:21:47PM

Page: 99 of 125

Precinct  
099 323

Race

MOUNT VERNON SCHOOL DIST PROP. 1

Candidate

APPROVED?

REJECTED?

Votes

189

108

Percent

63.64 %

36.36 %



200202150134

Skagit County Auditor

Short Format Report - Precinct By Precinct

All Total Groups  
Skagit County Elections

02/05/2002

Official Results

SPECIAL ELECTION  
2/15/2002 1:21:47PM

Page: 100 of 125

Precinct  
100\_324

Race

MOUNT VERNON SCHOOL DIST PROP. 1

Candidate

APPROVED?

REJECTED?

Votes

94

74.02 %

33

25.98 %



200202150134  
Skagit County Auditor

2/15/2002 Page 114 of 137

3:03PM

Short Format Report - Precinct By Precinct

All Total Groups  
Skagit County Elections

02/05/2002

Official Results

SPECIAL ELECTION  
2/15/2002 1:21:47PM

Page: 101 of 125

Precinct  
101.325

Race

MOUNT VERNON SCHOOL DIST PROP. 1

Candidate

APPROVED?

REJECTED?

Votes

41

64.06 %

23

35.94 %



200202150134  
Skagit County Auditor

2/15/2002 Page 115 of 137

3:03PM

Short Format Report - Precinct By Precinct

SPECIAL ELECTION  
2/15/2002 1:21:47PM

Page: 102 of 125

02/05/2002

All Total Groups  
Skagit County Elections

Official Results

Precinct	Race	Candidate	Votes	Percent
102 401	SEDRO-WOOLLEY SCHOOL DIST 101 REPL. LEVY	LEVY....YES	127	69.40 %
		LEVY....NO	56	30.60 %



200202150134  
Skagit County Auditor  
2/15/2002 Page 116 of 137 3:03PM

Short Format Report - Precinct By Precinct

SPECIAL ELECTION  
2/15/2002 1:21:47PM

Page: 103 of 125

02/05/2002

All Total Groups  
Skagit County Elections

Official Results

Precinct	Race	Candidate	Votes	Percent
103 402	SEDRO-WOOLLEY SCHOOL DIST 101 REPL.	LEVY...YES	152	73.43 %
		LEVY...NO	55	26.57 %



200202150134  
Skagit County Auditor  
2/15/2002 Page 17 of 137 3:03PM

Short Format Report - Precinct By Precinct

All Total Groups  
Skagit County Elections

02/05/2002

Official Results

SPECIAL ELECTION  
2/15/2002 1:21:47PM

Page: 104 of 125

Precinct  
104 403

Race

Candidate

SEDRO-WOOLLEY SCHOOL DIST 101 REPL. LEVY

LEVY....YES

LEVY....NO

Votes

99

53

Percent

65.13 %

34.87 %



200202150134  
Skagit County Auditor  
2/15/2002 Page 18 of 37

3:03PM

Short Format Report - Precinct By Precinct

SPECIAL ELECTION  
2/15/2002 1:21:47PM

02/05/2002

Page: 105 of 125

All Total Groups  
Skagit County Elections

Official Results

Precinct  
105 404

Race

Candidate

SEDRO-WOOLLEY SCHOOL DIST 101 REPL. LEVY

LEVY ....YES

LEVY ....NO

Votes

148

72.20 %

57

27.80 %



200202150134

Skagit County Auditor

2/15/2002 Page (19 of 137

3:03PM

Short Format Report - Precinct By Precinct

SPECIAL ELECTION  
2/15/2002 1:21:47PM

02/05/2002

Page: 106 of 125

All Total Groups  
Skagit County Elections

Official Results

Precinct  
106 405

Race	Candidate	Votes	Percent
SEDRO-WOLLEY SCHOOL DIST 101 REPL. LEVY	LEVY .... YES	36	57.14 %
	LEVY .... NO	27	42.86 %



200202150134  
Skagit County Auditor  
2/15/2002 Page (20 of) 37 3:03PM



Short Format Report - Precinct By Precinct

SPECIAL ELECTION  
2/15/2002 1:21:47PM

Page: 107 of 125

02/05/2002

All Total Groups  
Skagit County Elections

Official Results

Precinct  
107406

Race	Candidate	Votes	Percent
SEDRO-WOOLLEY SCHOOL DIST 101 REPL. LEVY	LEVY...YES	111	61.33 %
	LEVY...NO	70	38.67 %



200202150134  
Skagit County Auditor  
2/15/2002 Page 121 of 137 3:03PM

Short Format Report - Precinct By Precinct

SPECIAL ELECTION  
2/15/2002 1:21:47PM

Page: 108 of 125

02/05/2002

All Total Groups  
Skagit County Elections

Official Results

Precinct  
108407

Race

Candidate

SEDRO-WOLLEY SCHOOL DIST 101 REPL. LEVY

LEVY....YES

LEVY....NO

Votes

101

74.26 %

35

25.74 %



200202150134

Skagit County Auditor

Short Format Report - Precinct By Precinct

All Total Groups  
Skagit County Elections

02/05/2002

Page: 109 of 125

Official Results

SPECIAL ELECTION  
2/15/2002 1:21:47PM

Precinct  
109 408

Race	Candidate	Votes	Percent
SEDRO-WOOLLEY SCHOOL DIST 101 REPL.	LEVY	54	65.85 %
	LEVY ....YES	28	34.15 %
	LEVY .....NO		



200202150134  
Skagit County Auditor  
2/15/2002 Page 123 of 137 3:03PM

Short Format Report - Precinct By Precinct

All Total Groups  
Skagit County Elections

02/05/2002

Official Results

SPECIAL ELECTION  
2/15/2002 1:21:47PM

Page: 110 of 125

Precinct  
110 501

Race	Candidate	Votes	Percent
BURLINGTON-EDISON SCHOOL DIST PROP. 1	YES	79	69.30 %
	NO	35	30.70 %



200202150134  
Skagit County Auditor

**SPECIAL ELECTION**  
 2/15/2002 1:21:47PM Page: 111 of 125

Precinct	Race	Candidate	Votes	Percent
111502	BURLINGTON-EDISON SCHOOL DIST PROP. 1	YES	60	69.77 %
		NO	26	30.23 %



200202150134  
 Skagit County Auditor

Short Format Report - Precinct By Precinct

All Total Groups  
Skagit County Elections

02/05/2002

Official Results

SPECIAL ELECTION  
2/15/2002 1:21:47PM

Page: 112 of 125

Precinct  
112\_503

Race

Candidate

BURLINGTON-EDISON SCHOOL DIST PROP. 1

YES

NO

Votes

81

39

Percent

67.50 %

32.50 %



200202150134

Skagit County Auditor

Short Format Report - Precinct By Precinct

All Total Groups  
Skagit County Elections

02/05/2002

Official Results

SPECIAL ELECTION  
2/15/2002 1:21:47PM

Page: 113 of 125

Precinct  
113 504

Race	Candidate	Votes	Percent
BURLINGTON-EDISON SCHOOL DIST PROP. 1		48	71.64 %
	YES	19	28.36 %
	NO		



200202150134  
Skagit County Auditor

Short Format Report - Precinct By Precinct

SPECIAL ELECTION  
2/15/2002 1:21:47PM

Page: 114 of 125

02/05/2002

All Total Groups  
Skagit County Elections

Official Results

Precinct	Race	Candidate	Votes	Percent
114 505	BURLINGTON-EDISON SCHOOL DIST PROP. 1	YES	136	68.34 %
		NO	63	31.66 %



200202150134  
Skagit County Auditor



Short Format Report - Precinct By Precinct

All Total Groups  
Skagit County Elections

02/05/2002

Official Results

SPECIAL ELECTION  
2/15/2002 1:21:47PM

Page: 115 of 125

Precinct  
115 506

Race

BURLINGTON-EDISON SCHOOL DIST PROP. 1

Candidate

YES

NO

Votes

52

31

Percent

62.65 %

37.35 %



200202150134

Skagit County Auditor

2/15/2002 Page | 29 of 137

3:03PM

Short Format Report - Precinct By Precinct

All Total Groups  
Skagit County Elections

02/05/2002

SPECIAL ELECTION  
2/15/2002 1:21:47PM

Page: 116 of 125

Official Results

Precinct  
116 507

Race	Candidate	Votes	Percent
BURLINGTON-EDISON SCHOOL DIST PROP. 1		52	64.20 %
	YES	29	35.80 %
	NO		



200202150134  
Skagit County Auditor  
2/15/2002 Page 130 of 137 3:03PM

Short Format Report - Precinct By Precinct

All Total Groups  
Skagit County Elections

02/05/2002

Official Results

SPECIAL ELECTION  
2/15/2002 1:21:47PM

Page: 117 of 125

Precinct  
117 508

Race

Candidate

BURLINGTON-EDISON SCHOOL DIST PROP. 1

YES

NO

Votes Percent

0 0.00 %

2 100.00 %



200202150134

Skagit County Auditor

Short Format Report - Precinct By Precinct

All Total Groups  
Skagit County Elections

02/05/2002

Page: 118 of 125

Official Results

Precinct  
118 509

Race

BURLINGTON-EDISON SCHOOL DIST PROP. 1

YES

NO

Votes

5

0

Percent

100.00 %

0.00 %



200202150134  
Skagit County Auditor

Short Format Report - Precinct By Precinct

All Total Groups  
Skagit County Elections

02/05/2002

Official Results

SPECIAL ELECTION  
2/15/2002 1:21:47PM

Page: 119 of 125

Precinct  
119 601

Race

CONCRETE SCHOOL DIST 11 PROP. 1

Candidate

YES

NO

Votes

84

46

Percent

64.62 %

35.38 %



200202150134

Skagit County Auditor

Short Format Report - Precinct By Precinct

All Total Groups  
Skagit County Elections

02/05/2002

Official Results

SPECIAL ELECTION  
2/15/2002 1:21:47PM

Page: 120 of 125

Precinct  
120 701

Race

SEDRO-WOOLLEY SCHOOL DIST 101 REPL. LEVY

Candidate

LEVY .... YES

LEVY .... NO

Votes

15

18

Percent

45.45 %

54.55 %



200202150134

Skagit County Auditor

2/15/2002 Page 134 of 137

3:03PM

Short Format Report - Precinct By Precinct

All Total Groups  
Skagit County Elections

02/05/2002

Official Results

SPECIAL ELECTION  
2/15/2002 1:21:47PM Page: 121 of 125

Precinct  
121 801

Race

LA CONNER TOWN PROP. 1

Candidate

APPROVED?

REJECTED?

LA CONNER SCHOOL DIST 311 PROP. 1

YES

NO

Votes

205

65

210

58

Percent

75.93 %

24.07 %

78.36 %

21.64 %



200202150134

Skagit County Auditor

Short Format Report - Precinct By Precinct

All Total Groups  
Skagit County Elections

02/05/2002

Official Results

SPECIAL ELECTION  
2/15/2002 1:21:47PM

Page: 122 of 125

Precinct  
122.855

Race

Candidate

SEDRO-WOOLLEY SCHOOL DIST 101 REPL. LEVY

LEVY ....YES

LEVY ....NO

Votes

Percent

31 60.78 %

20 39.22 %



200202150134  
Skagit County Auditor



Short Format Report - Precinct By Precinct

All Total Groups  
Skagit County Elections

02/05/2002

Official Results

SPECIAL ELECTION  
2/15/2002 1:21:47PM Page: 123 of 125

Precinct  
123 205

Race

ANACORTES SCHOOL DIST 103 PROP. 1

Candidate

YES  
NO

Votes

8 61.54 %  
5 38.46 %

Percent



200202150134

Skagit County Auditor